



Taking the WRTA Level 1 Certification Training

The [Welch Responsive Temperament Assessment](#), or WRTA, is a scientifically researched psychological assessment measuring a person's temperament within a range of four (4), and their level of **responsiveness** (voluntary, deliberate, relationship-enhancing behaviors originating from the brain's cerebral cortex) vs **reactivity** (involuntary, unplanned, relationship-impeding behaviors originating from the brain's limbic system) within nine (9) trait-pairs called *Dimensions of Expression*. This powerful diagnostic tool gives the counselor/practitioner valuable insight into an individual and couple's patterns of behavior that may be hindering their ability to develop and sustain healthy and thriving relationships. When combined with the [Responsive Relationship Handbook](#), the WRTA practitioner is empowered to guide their clients towards reducing **reactivity** and increasing **responsiveness**, thereby improving their relationships.

The *WRTA Level 1 Certification Training* provides participants with foundational concepts needed to use the WRTA with those they counsel. The training consists of the following elements:

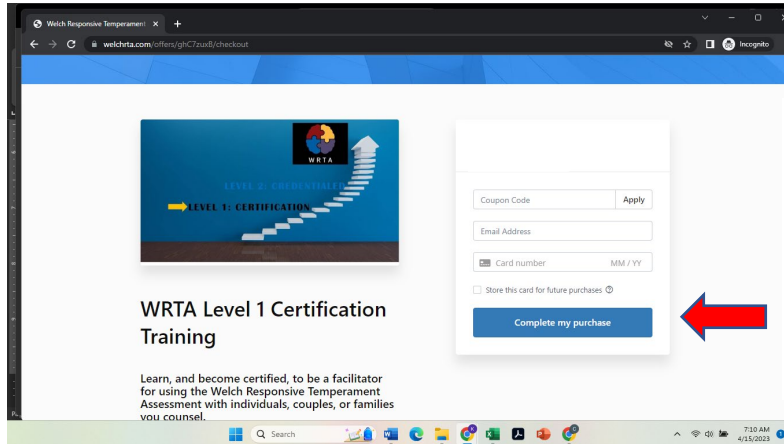
- 3-minute introductory video
- 40-minute training video
- Time for the participant to take the Welch Responsive Temperament Assessment as an Individual or as a Couple
- 30 question, multiple choice exam to test the participant's acquired knowledge of the concepts covered in the training video with a minimum score of 70% (21 questions correct) required to become CERTIFIED
- Ability to re-watch the training video and retake the exam as many times as necessary to pass
- Certificate of Completion and Certificate for one (1) continuing education unit/hour (CEU) credit accepted by the California Association of Marriage and Family Therapists (CAMFT) emailed to participant upon successful passage of the Certification Exam
- Option to register to be on the [WRTA Proficient Practitioners List](#) published on the Welch Family Therapy Institute's website for potential clients to find practitioners who use the WRTA and Responsive Relationship tools in their practice
- 3-minute tutorial video providing instructions on accessing the WRTA Facilitator Portal and setting up the participant's unique facilitator code to be used by their clients when they take the WRTA
- Continuing access to WRTA Facilitator Portal to view and analyze WRTA results for clients

To complete the Level 1 Certification Training on-line:

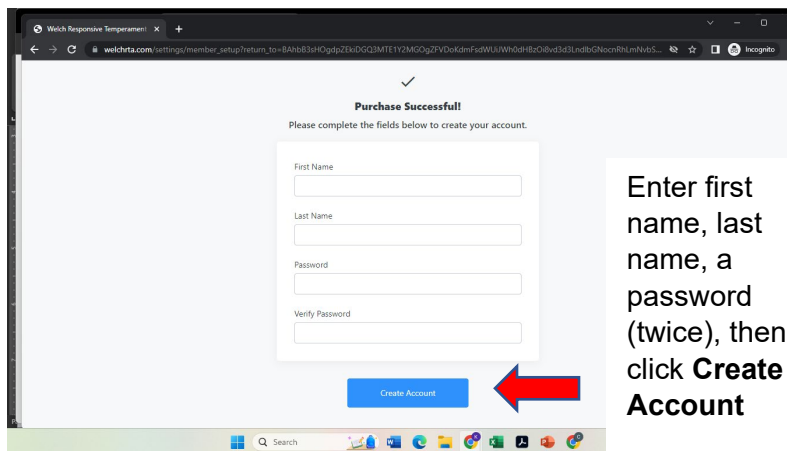
1. Click either the link provided to you by email or this [LINK](#) to obtain the WRTA Level 1 Training product and follow the prompts outlined below:



Taking the WRTA Level 1 Certification Training



Enter coupon code, *if applicable*, email address, and credit card information, *if applicable*, then click **Complete my Purchase**

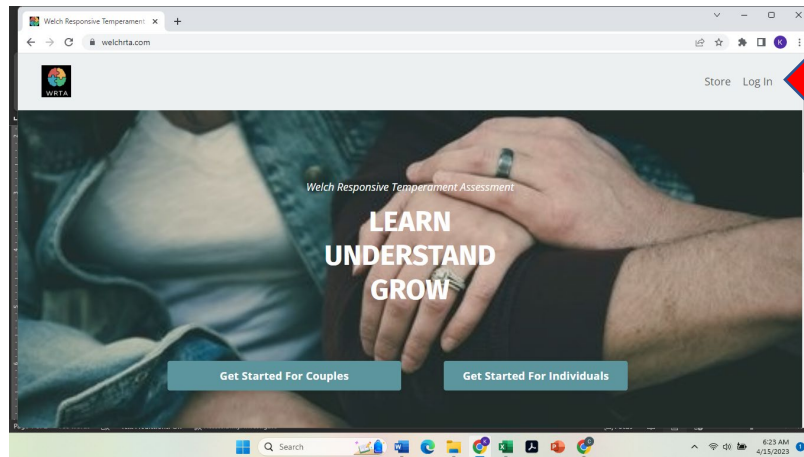


Enter first name, last name, a password (twice), then click **Create Account**

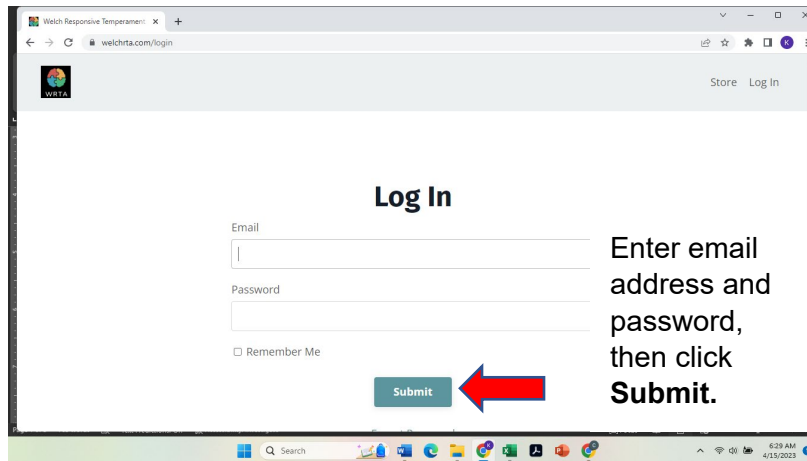
2. After completing your purchase, if you are already logged in at www.welchrta.com, go to Step 3 below, If not already logged in, do the following:



Taking the WRTA Level 1 Certification Training



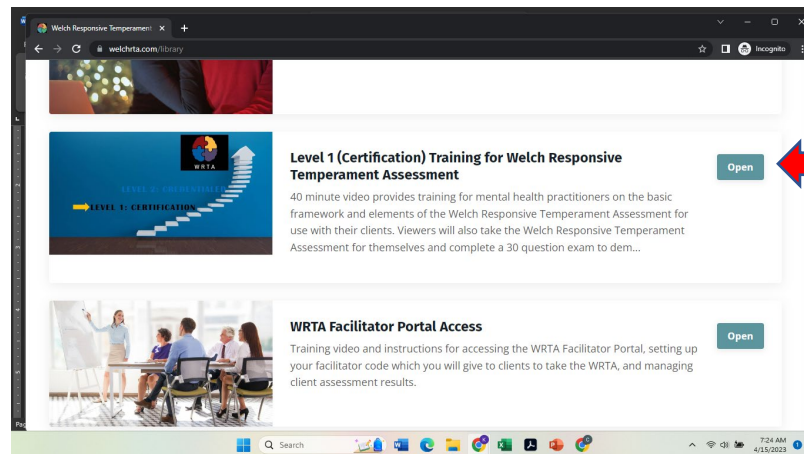
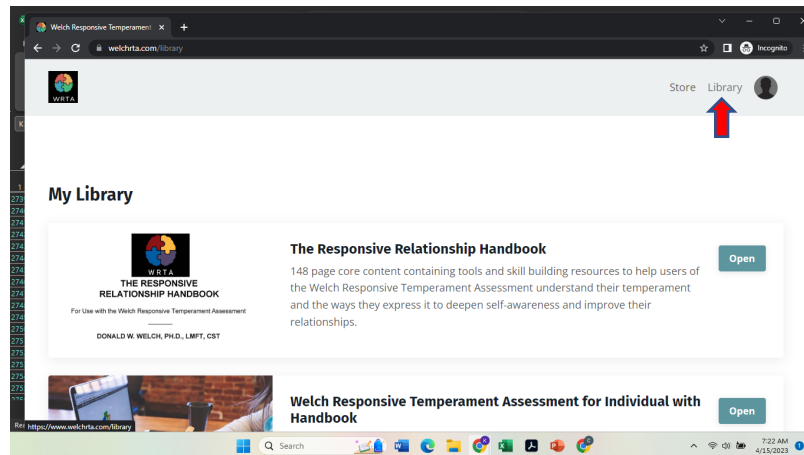
Click **Log In**



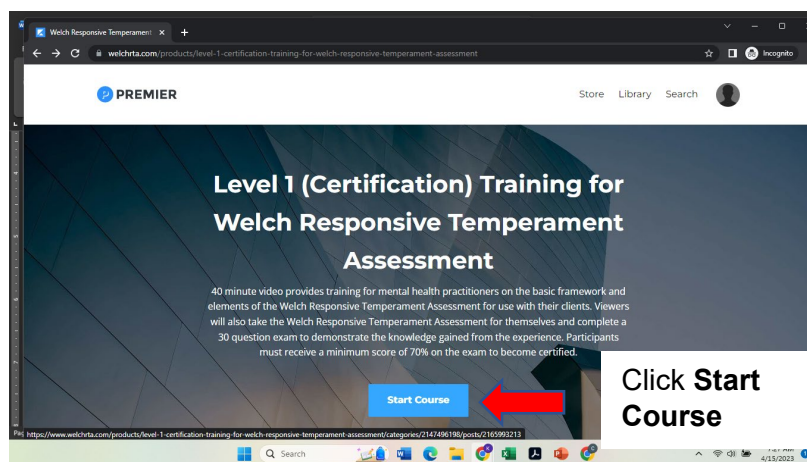
3. You should be taken to your Library where the product(s) you obtained/purchased are listed, or you can click **Library**:



Taking the WRTA Level 1 Certification Training



Click **Open** next to Level 1 Training product.

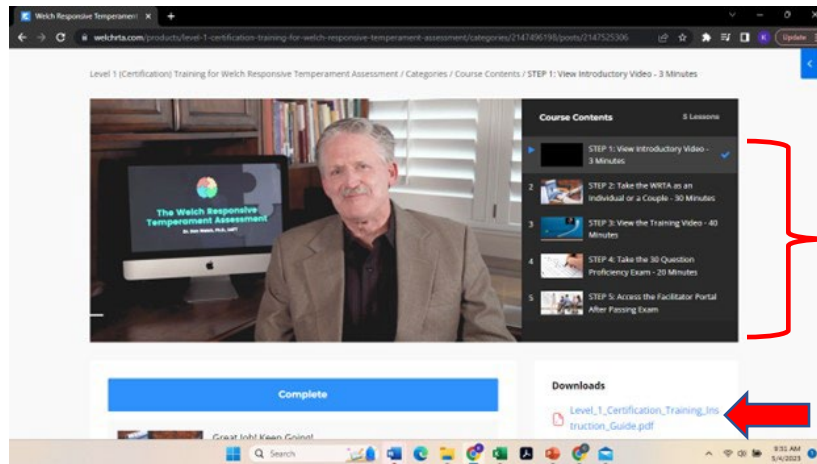


Click **Start Course**

4. You are taken to the first of five (5) steps contained in the course:



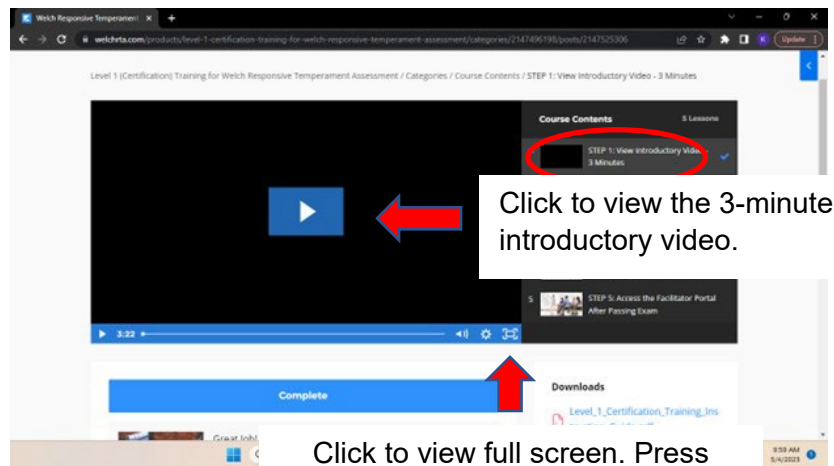
Taking the WRTA Level 1 Certification Training



Notice five (5) steps

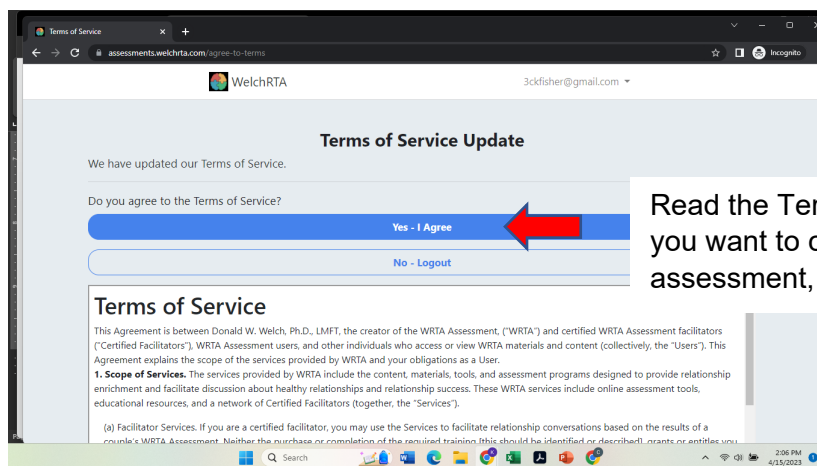
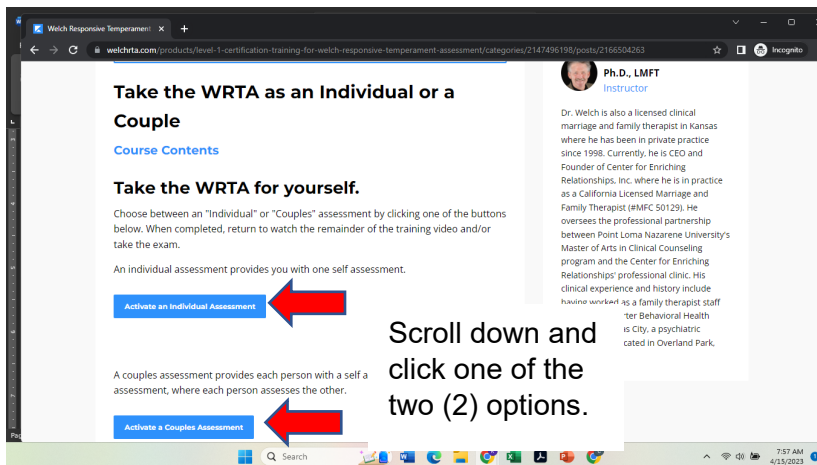
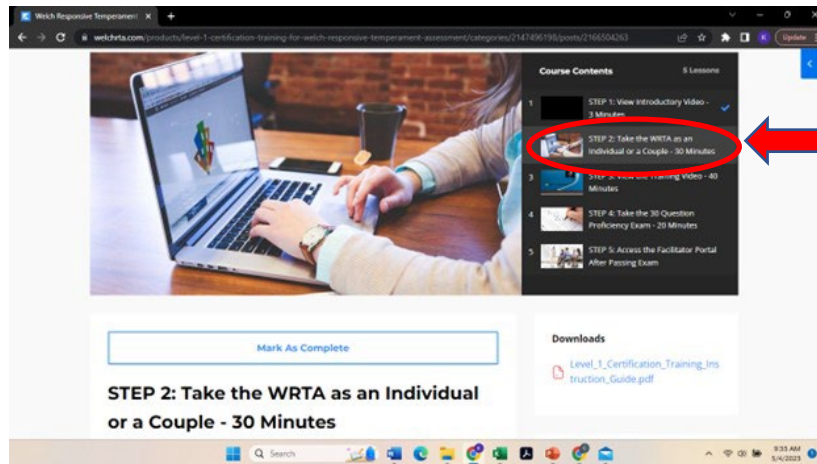
Click to read complete set of instructions – SAME AS THESE YOU ARE READING

5. Proceed through the course as follows:

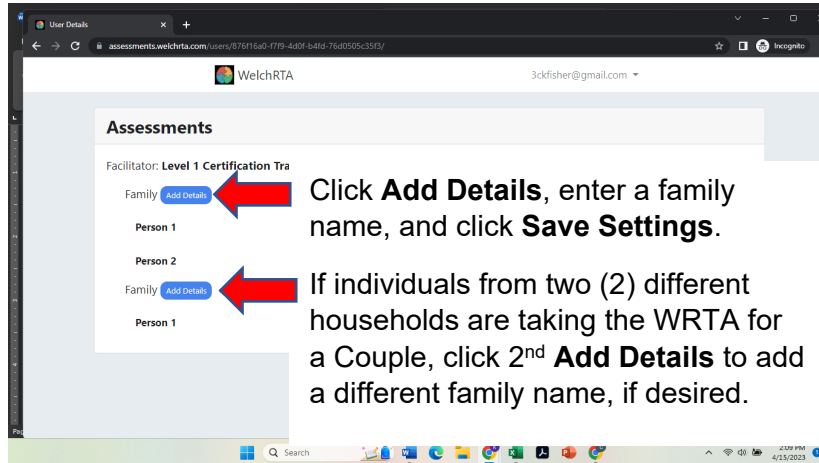


Click to view full screen. Press ESC to exit full screen.

Taking the WRTA Level 1 Certification Training



Taking the WRTA Level 1 Certification Training



Assessments

Facilitator: Level 1 Certification Tra

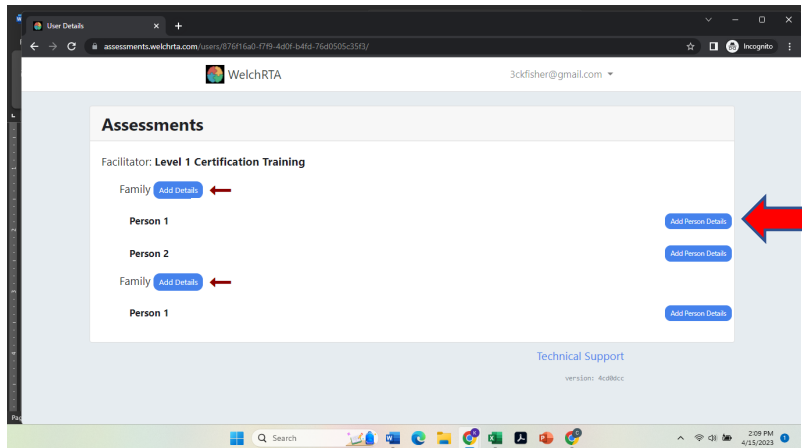
Family **Add Details** ← Click **Add Details**, enter a family name, and click **Save Settings**.

Person 1

Person 2

Family **Add Details** ← If individuals from two (2) different households are taking the WRTA for a Couple, click 2nd **Add Details** to add a different family name, if desired.

Person 1



Assessments

Facilitator: Level 1 Certification Training

Family **Add Details** ←

Person 1 **Add Person Details** ←

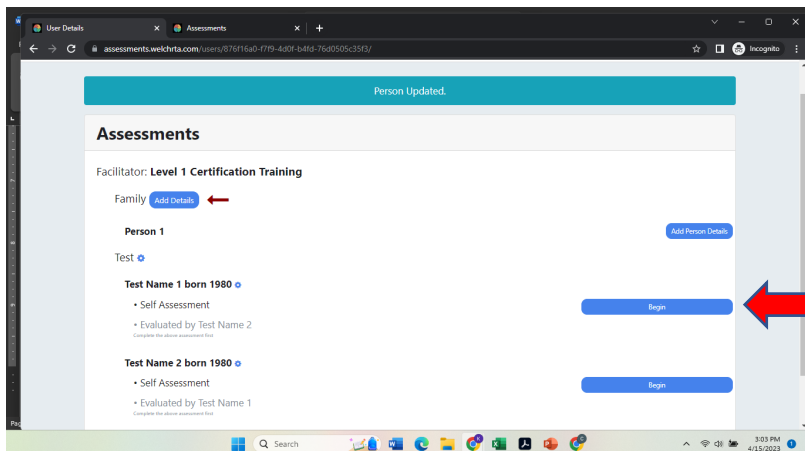
Person 2 **Add Person Details** ←

Family **Add Details** ←

Person 1 **Add Person Details** ←

Technical Support
version: 4c08fcc

Click **Add Person Details**, enter Name, Sex, and Birth Year, then click **Save**.



Person Updated.

Assessments

Facilitator: Level 1 Certification Training

Family **Add Details** ←

Person 1 **Add Person Details**

Test

Test Name 1 born 1980

- Self Assessment
- Evaluated by Test Name 2

Test Name 2 born 1980

- Self Assessment
- Evaluated by Test Name 1

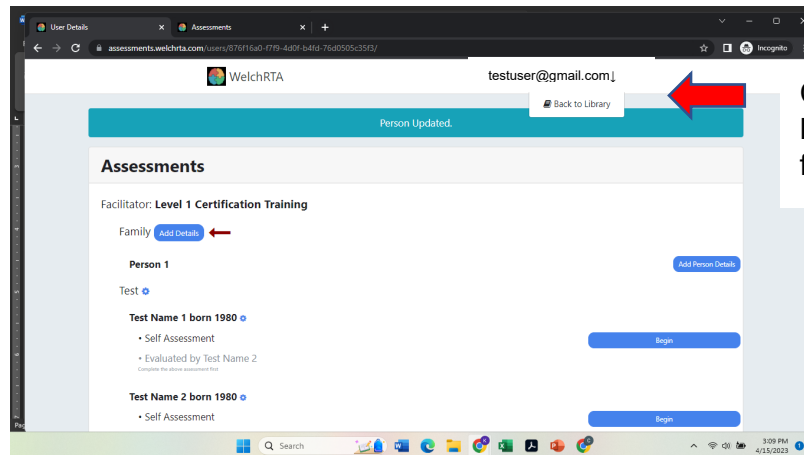
Begin ←

Begin ←

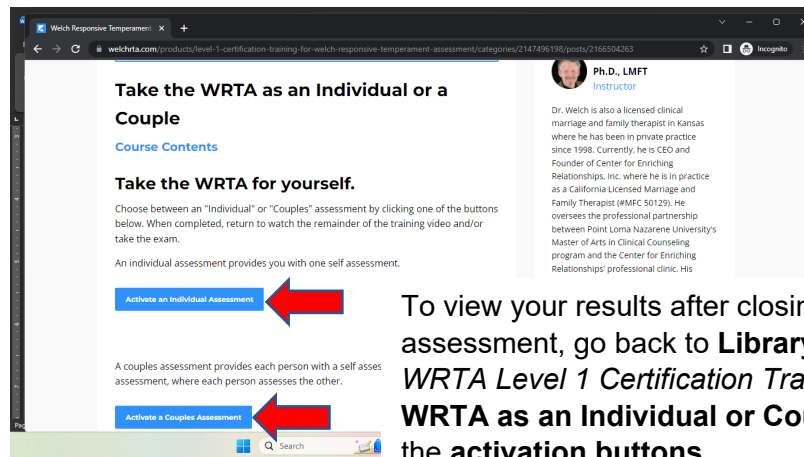
Click **Begin**. Answer all questions thinking of yourself at home, NOT at work, while experiencing mild stress but not duress.



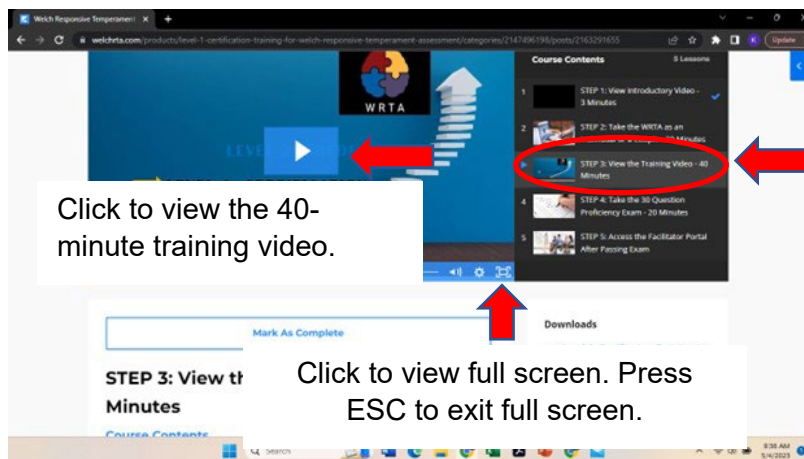
Taking the WRTA Level 1 Certification Training



Click user account and **Back to Library** when finished.



To view your results after closing out of the assessment, go back to **Library**, click **Open** next to **WRTA Level 1 Certification Training**, click **Take the WRTA as an Individual or Couple**, and click one of the activation buttons.



Click to view the 40-minute training video.

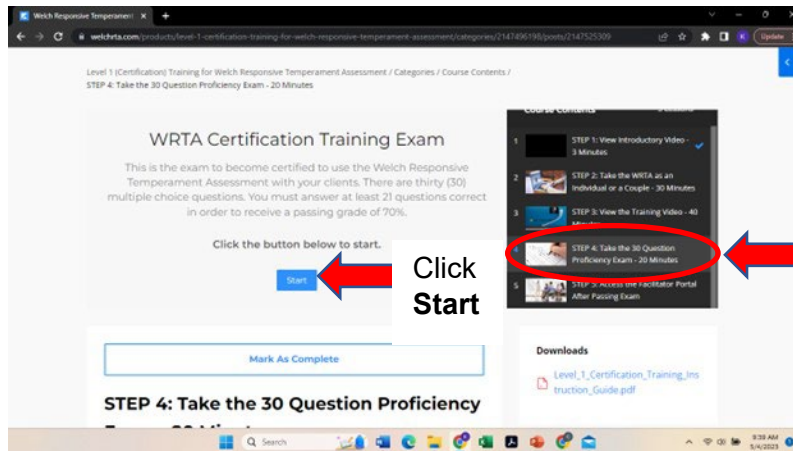
When done with WRTA, click **STEP 3: View the Training Video**

STEP 3: View the Training Video

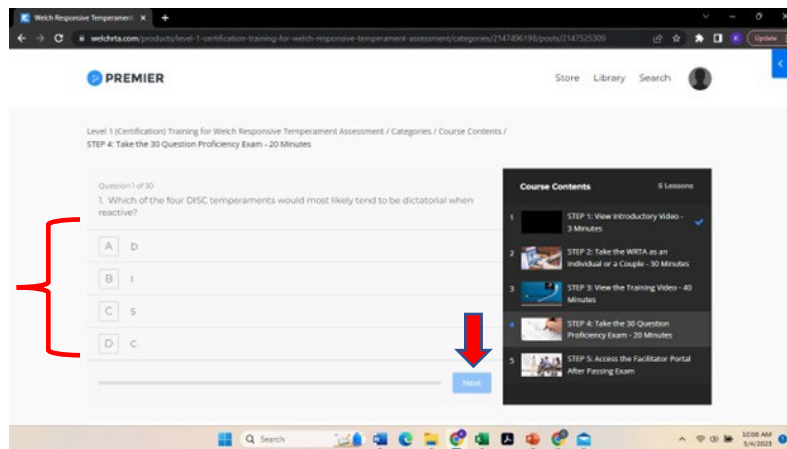
Click to view full screen. Press ESC to exit full screen.



Taking the WRTA Level 1 Certification Training



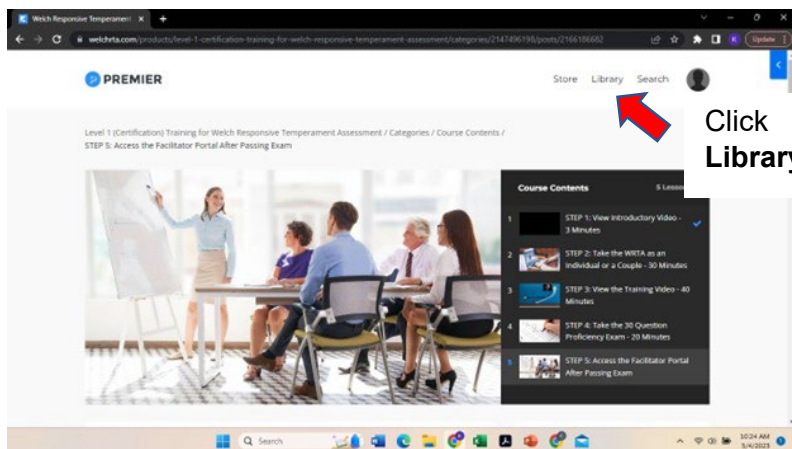
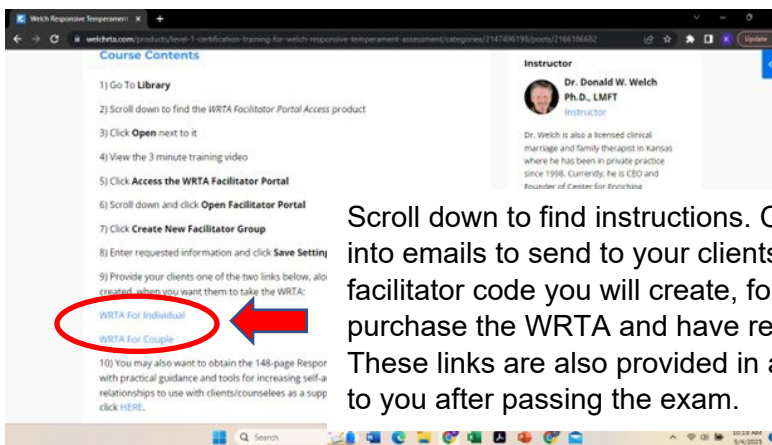
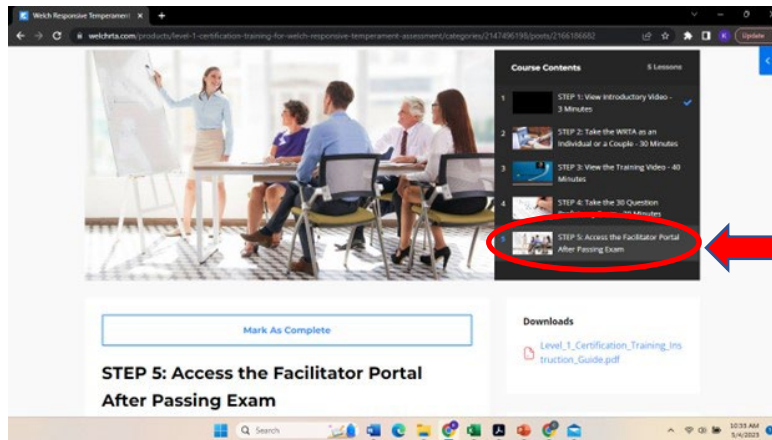
After finishing the training video, click **STEP 4: Take the 30 Question Proficiency Exam.**



Answer each question by clicking A, B, C, or D; then click **Next**.

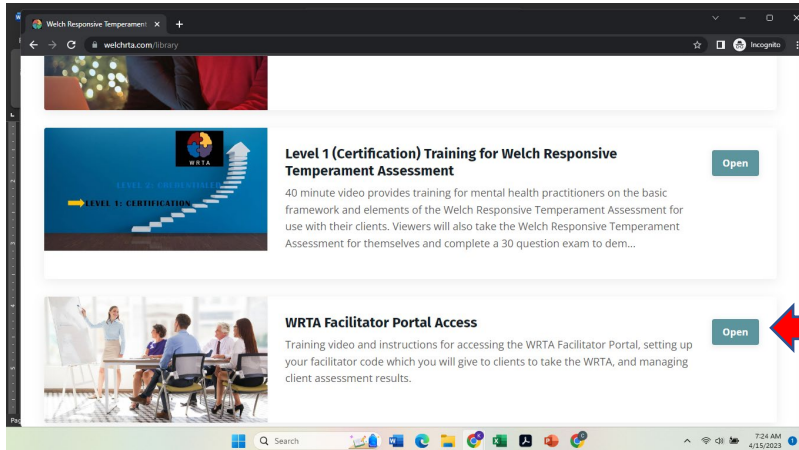
6. You must answer at least 21 of the 30 questions correctly to pass and become CERTIFIED. You can re-view the training video and take the exam as many times as necessary to pass the exam.
7. Once you pass the exam, you will be granted access to the WRTA Facilitator Portal Access product. Do the following:

Taking the WRTA Level 1 Certification Training

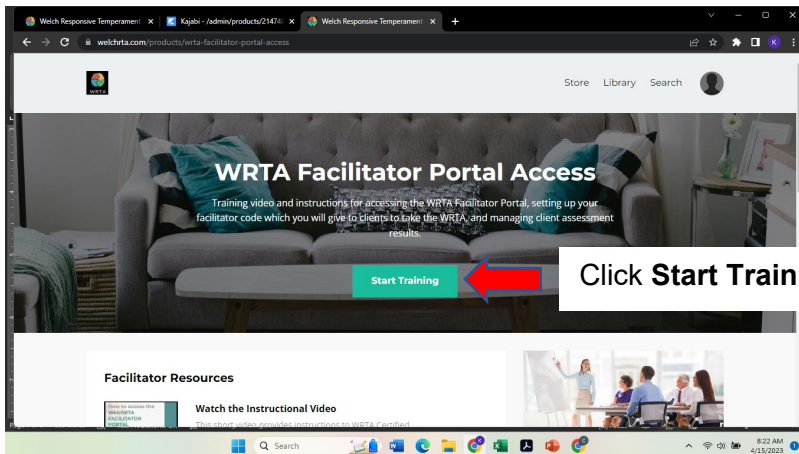




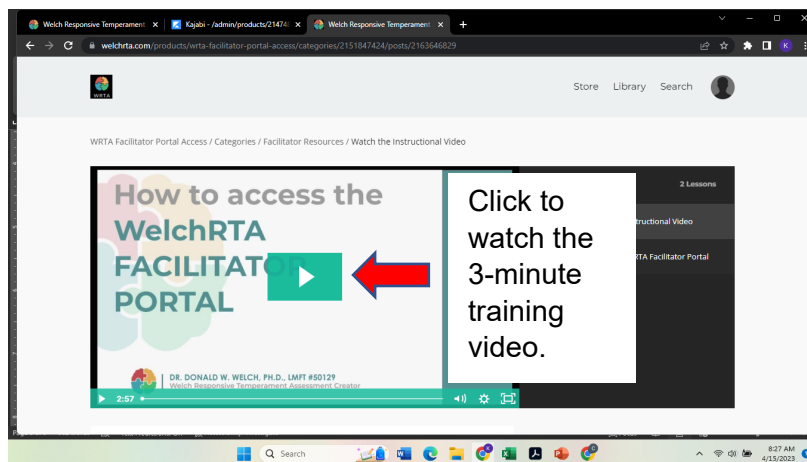
Taking the WRTA Level 1 Certification Training



Scroll down and click **Open** next to WRTA Facilitator Portal Access



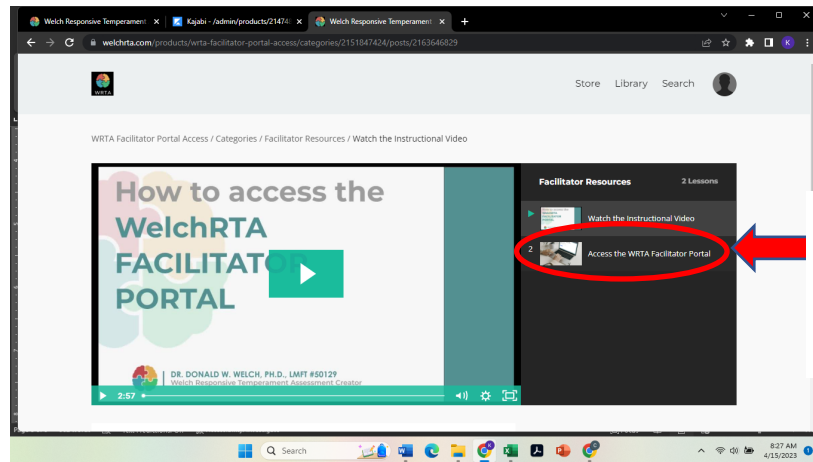
Click **Start Training**



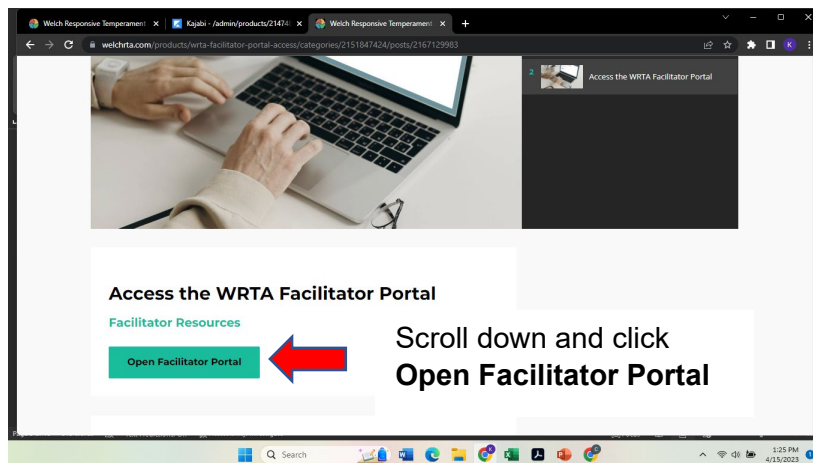
Click to watch the 3-minute training video.



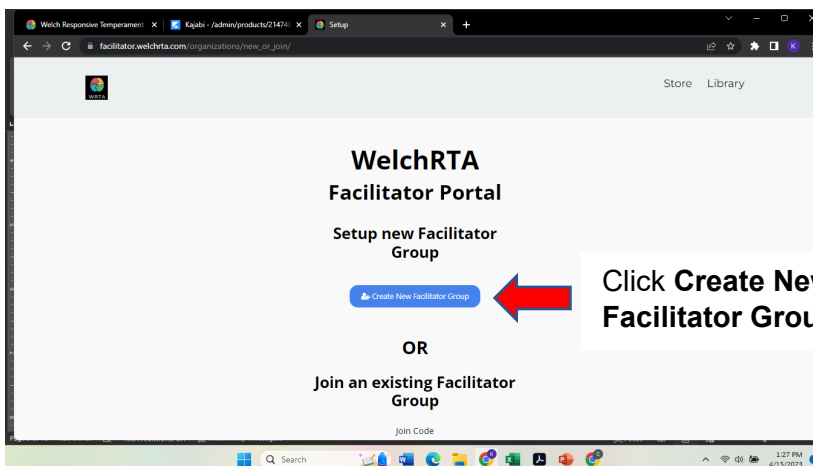
Taking the WRTA Level 1 Certification Training



Click Access the WRTA Facilitator Portal



Scroll down and click Open Facilitator Portal



Click Create New Facilitator Group



Taking the WRTA Level 1 Certification Training

The screenshot shows the 'WelchRTA Facilitator Group Settings' page. It includes a form with the following fields and options:

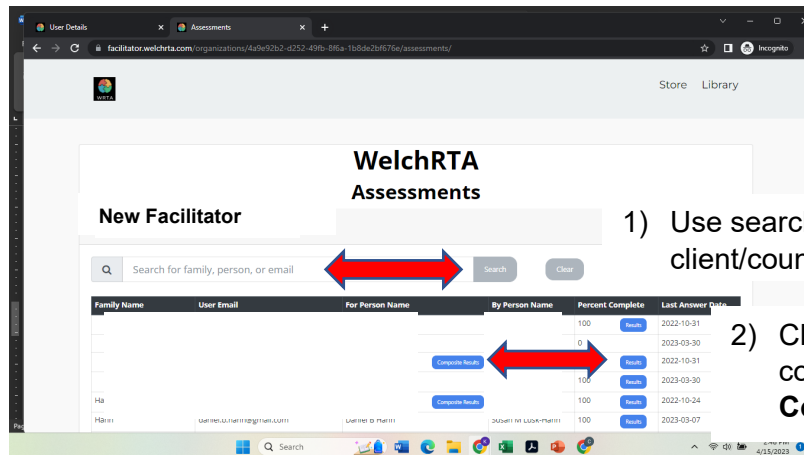
- Facilitator Group Name:** A text input field with a red arrow pointing to it and the instruction '1) Enter Name for Facilitator'.
- Participants Can View Their Results:** Radio buttons for 'No' (selected) and 'Yes', with a red arrow pointing to the 'Yes' option and the instruction '2) Choose whether you want client/counselee results emailed to you.'
- Email Results To Facilitators:** Radio buttons for 'No' (selected) and 'Yes', with a red arrow pointing to the 'Yes' option and the instruction '3) Enter Facilitator Code to be given to your clients.'
- *Sign-up Code* for your participants:** A text input field containing 'kchristensen11805@gmail.com', with a red arrow pointing to it and the instruction '4) Click Save Settings'.
- Save Settings:** A blue button at the bottom left with a red arrow pointing to it.

8. Provide your clients one of the following links, along with the facilitator code you created, to purchase and take the WRTA:
 - a. [WRTA For Individual](#)
 - b. [WRTA For Couple](#)
9. To access your clients' WRTA results:
 - a. Go to www.welchrta.com and login
 - b. Go to **Library** and click **Open** next to *WRTA Facilitator Portal Access*
 - c. Click **Open Facilitator Portal**
 - d. On the Facilitator Portal screen:

The screenshot shows the 'WelchRTA Facilitator Portal' page. It features a 'New Facilitator' section with the following elements:

- Access Code:** A text input field.
- Facilitator Join Code:** A text input field.
- Buttons:** 'Edit Settings', 'Print Instructions', and 'Show Assessments'. A red arrow points to the 'Show Assessments' button with the instruction 'Click Show Assessments'.

Taking the WRTA Level 1 Certification Training



1) Use search box or scroll to find client/counselee.

2) Click **Results**. For a couple, click **Composite Results**.

10. If you desire to be placed on the WRTA Proficient Practitioners List published on the Welch Family Therapy Institute website, click this [LINK](#), enter your information, and click **Submit**
11. A Certificate of Completion with one (1) CEU credit/hour, along with Next Step instructions, will be emailed to you within two (2) business days.

NEXT STEPS

Some WRTA Certified Practitioners may want to continue learning how to apply the WRTA in a clinical setting by taking the advanced [Level 2 Credentialing Training](#) consisting of fifteen (15) videos totaling six (6) hours of instruction.

Some WRTA Certified Practitioners may desire to obtain the [Responsive Relationship Handbook](#) filled with practical guidance and tools for increasing self-awareness and improving relationships to use with clients/counsees as a supplement to the WRTA.