

## **Taking the WRTA Level 1 Certification Training**

The [Welch Responsive Temperament Assessment](#), or WRTA, is a scientifically researched psychological assessment measuring a person's temperament within a range of four (4), and their level of **responsiveness** (voluntary, deliberate, relationship-enhancing behaviors originating from the brain's cerebral cortex) vs **reactivity** (involuntary, unplanned, relationship-impeding behaviors originating from the brain's limbic system) within nine (9) trait-pairs called *Dimensions of Expression*. This powerful diagnostic tool gives the counselor/practitioner valuable insight into an individual and couple's patterns of behavior that may be hindering their ability to develop and sustain healthy and thriving relationships. When combined with the [Responsive Relationship Handbook](#), the WRTA practitioner is empowered to guide their clients towards reducing **reactivity** and increasing **responsiveness**, thereby improving their relationships.

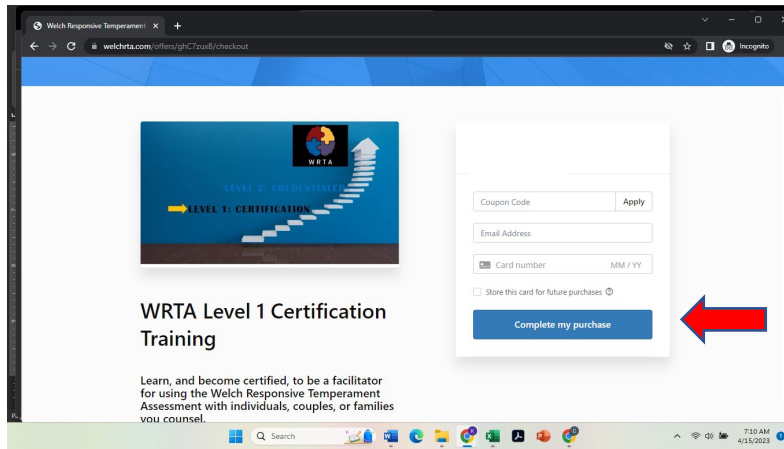
The *WRTA Level 1 Certification Training* provides participants with foundational concepts needed to use the WRTA with those they counsel. The training consists of the following elements:

- 3-minute introductory video
- 40-minute training video
- Time for the participant to take the Welch Responsive Temperament Assessment as an Individual or as a Couple
- 30 question, multiple choice exam to test the participant's acquired knowledge of the concepts covered in the training video with a minimum score of 70% (21 questions correct) required to become CERTIFIED
- Ability to re-watch the training video and retake the exam as many times as necessary to pass
- Certificate of Completion and Certificate for one (1) continuing education unit/hour (CEU) credit accepted by the California Association of Marriage and Family Therapists (CAMFT) emailed to participant upon successful passage of the Certification Exam
- Option to register to be on the [WRTA Proficient Practitioners List](#) published on the Welch Family Therapy Institute's website for potential clients to find practitioners who use the WRTA and Responsive Relationship tools in their practice
- 3-minute tutorial video providing instructions on accessing the WRTA Facilitator Portal and setting up the participant's unique facilitator code to be used by their clients when they take the WRTA
- Continuing access to WRTA Facilitator Portal to view and analyze WRTA results for clients

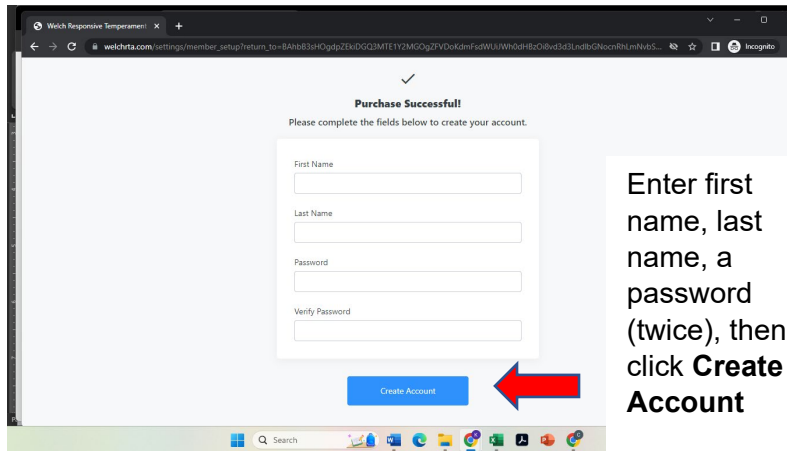
### ***To complete the Level 1 Certification Training on-line:***

1. Click either the link provided to you by email or this [LINK](#) to obtain the WRTA Level 1 Training product and follow the prompts outlined below:

## Taking the WRTA Level 1 Certification Training

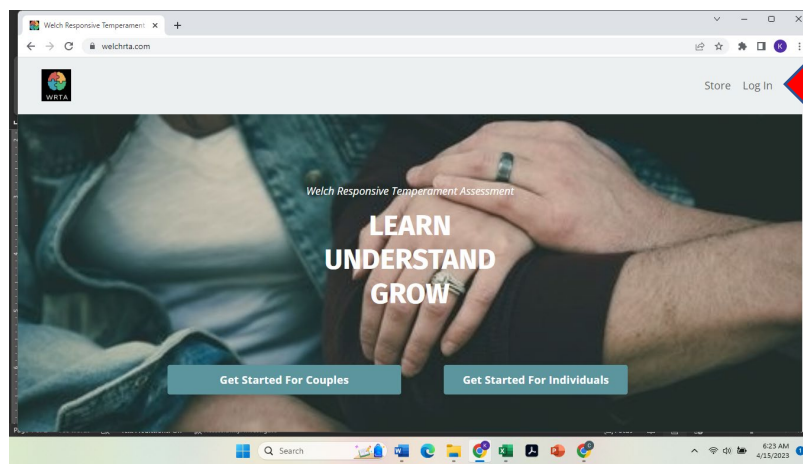


Enter coupon code, **if applicable**, email address, and credit card information, **if applicable**, then click **Complete my Purchase**



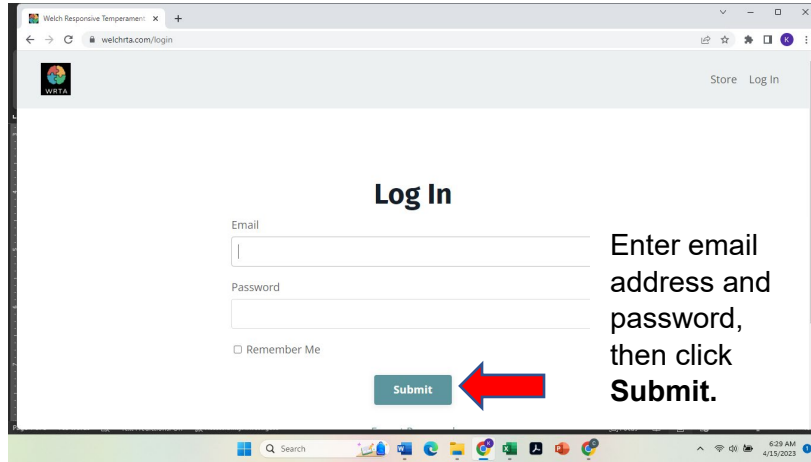
Enter first name, last name, a password (twice), then click **Create Account**

2. After completing your purchase, if you are already logged in at [www.welchrta.com](http://www.welchrta.com), go to Step 3 below, If not already logged in, do the following:

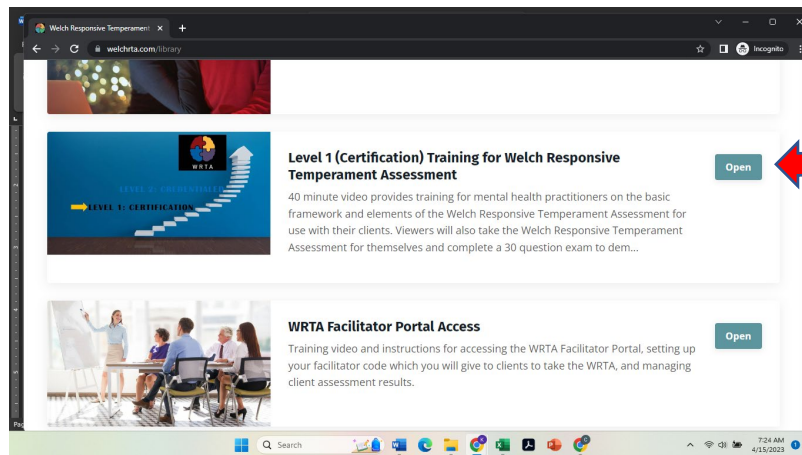
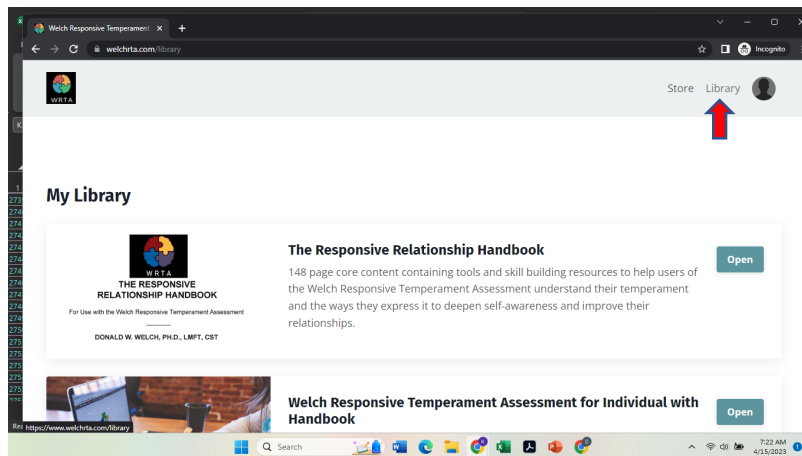


Click **Log In**

## Taking the WRTA Level 1 Certification Training

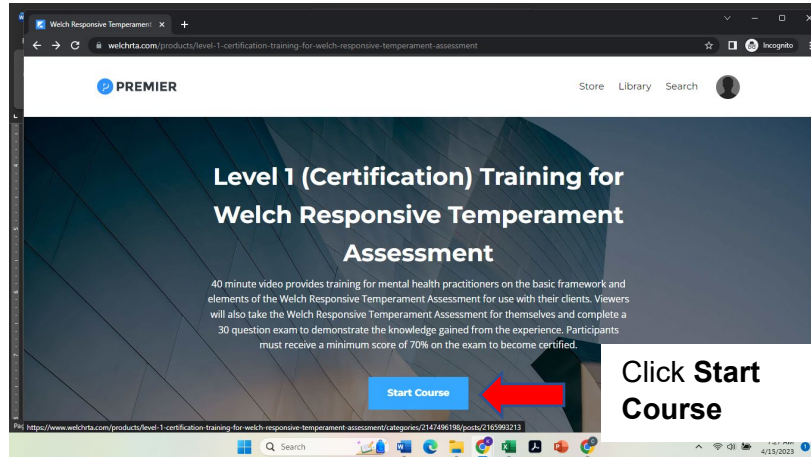


3. You should be taken to your Library where the product(s) you obtained/purchased are listed, or you can click **Library**:

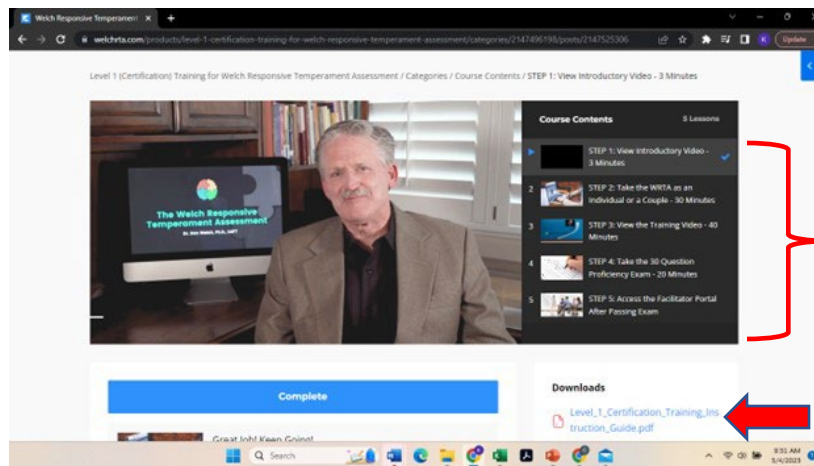


Click **Open** next to Level 1 Training product.

## Taking the WRTA Level 1 Certification Training



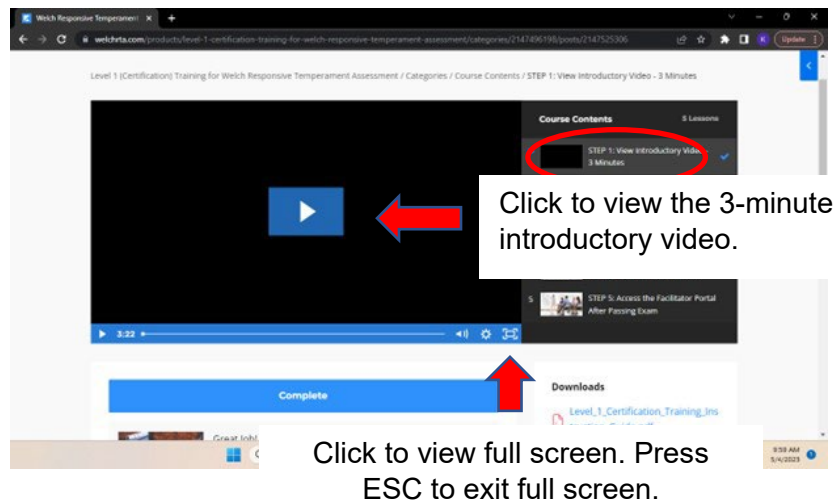
4. You are taken to the first of five (5) steps contained in the course:



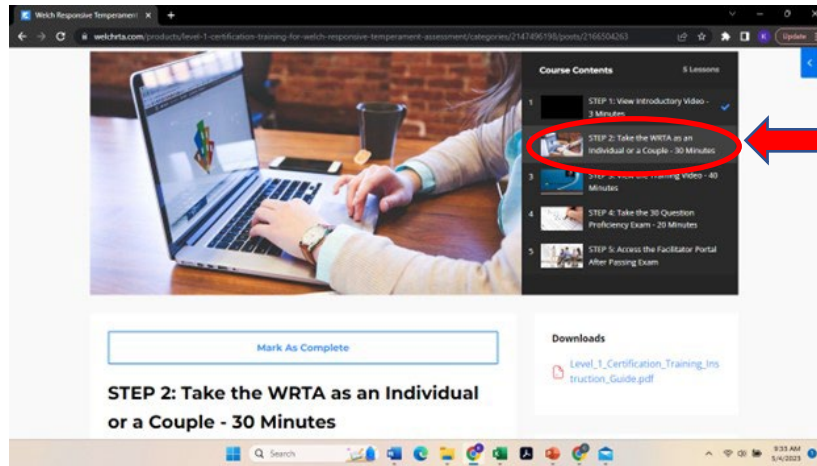
Notice five (5) steps

Click to read complete set of instructions – SAME AS THESE YOU ARE READING

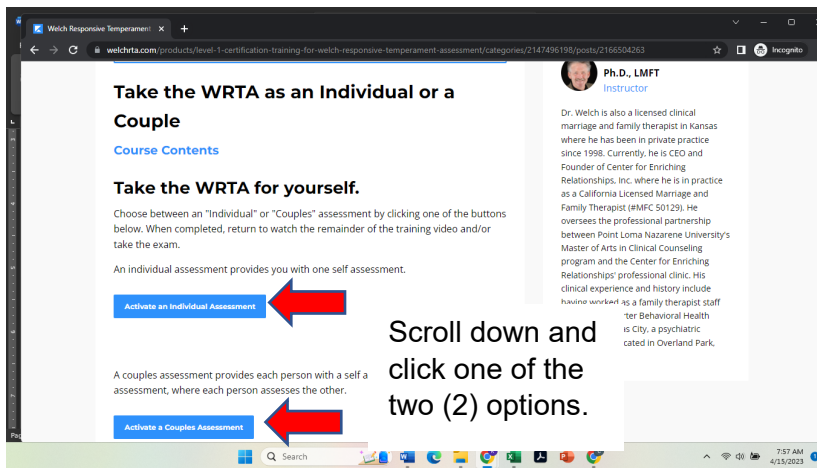
5. Proceed through the course as follows:



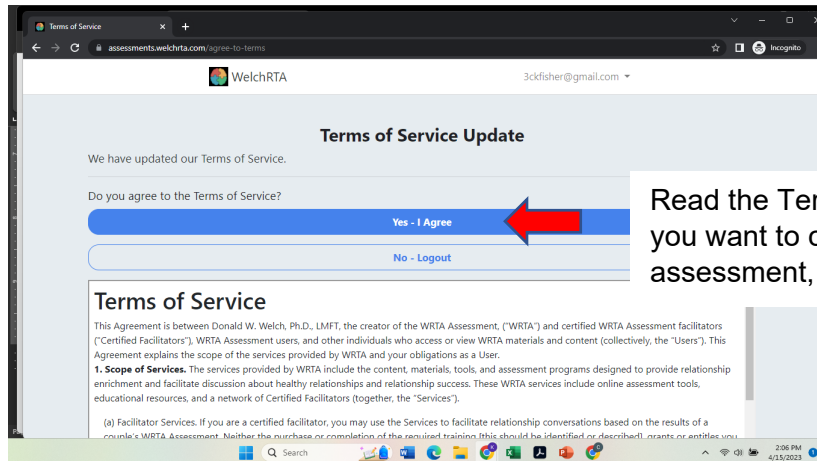
## Taking the WRTA Level 1 Certification Training



Click **STEP 2: Take the WRTA as an Individual or a Couple**

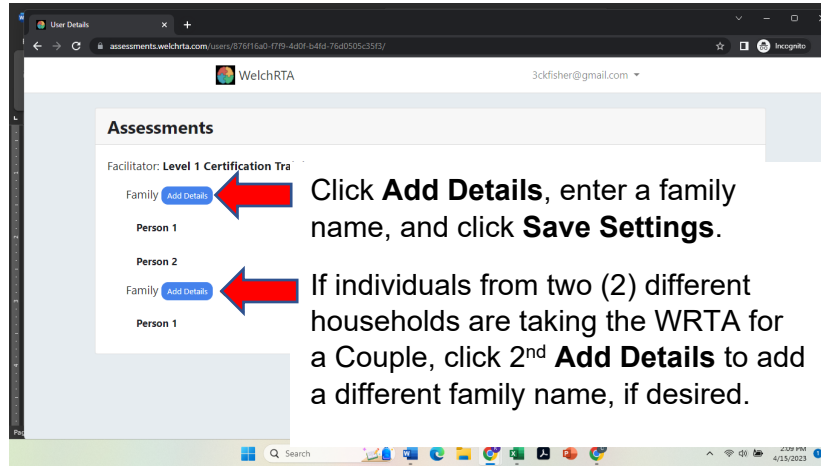


Scroll down and click one of the two (2) options.



Read the Terms of Service and, if you want to continue taking the assessment, click **Yes – I Agree**.

## Taking the WRTA Level 1 Certification Training



Assessments

Facilitator: Level 1 Certification Training

Family **Add Details**

Person 1

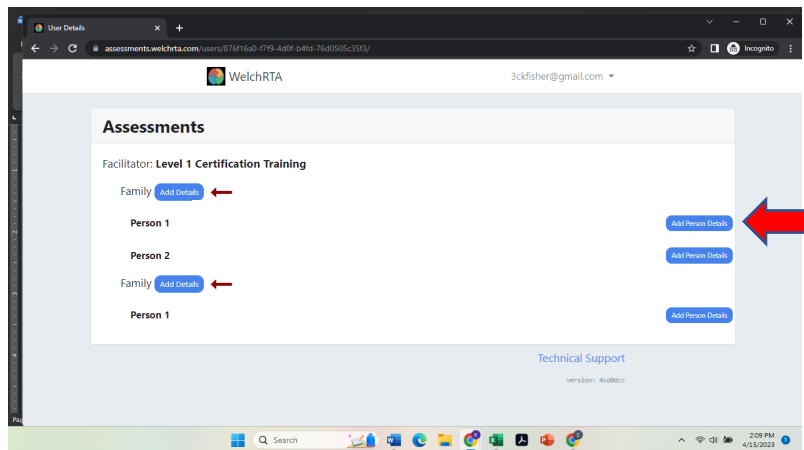
Person 2

Family **Add Details**

Person 1

Click **Add Details**, enter a family name, and click **Save Settings**.

If individuals from two (2) different households are taking the WRTA for a Couple, click 2<sup>nd</sup> **Add Details** to add a different family name, if desired.



Assessments

Facilitator: Level 1 Certification Training

Family **Add Details**

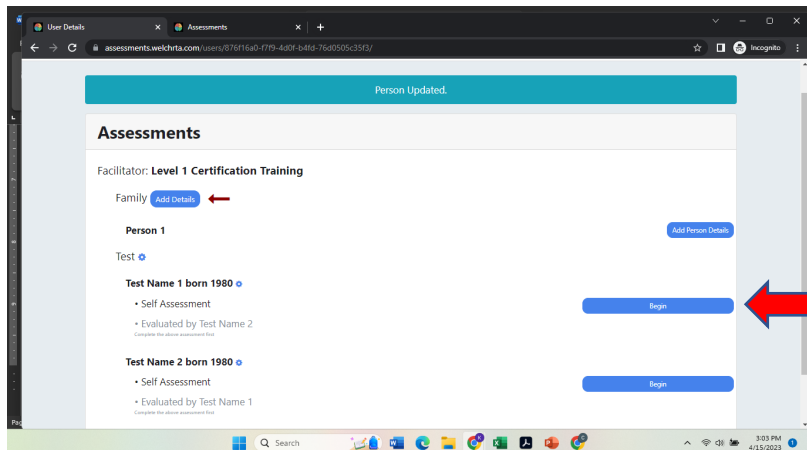
Person 1 **Add Person Details**

Person 2 **Add Person Details**

Family **Add Details**

Person 1 **Add Person Details**

Click **Add Person Details**, enter Name, Sex, and Birth Year, then click **Save**.



Person Updated.

Assessments

Facilitator: Level 1 Certification Training

Family **Add Details**

Person 1 **Add Person Details**

Test

Test Name 1 born 1980

- Self Assessment
- Evaluated by Test Name 2

Test Name 2 born 1980

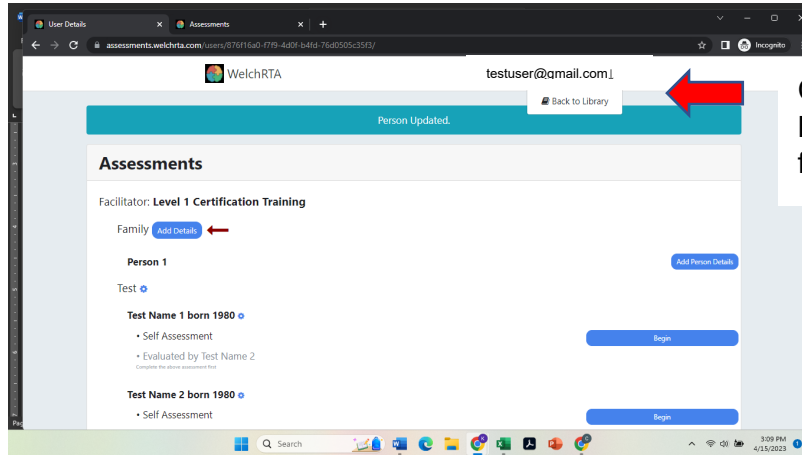
- Self Assessment
- Evaluated by Test Name 1

**Begin**

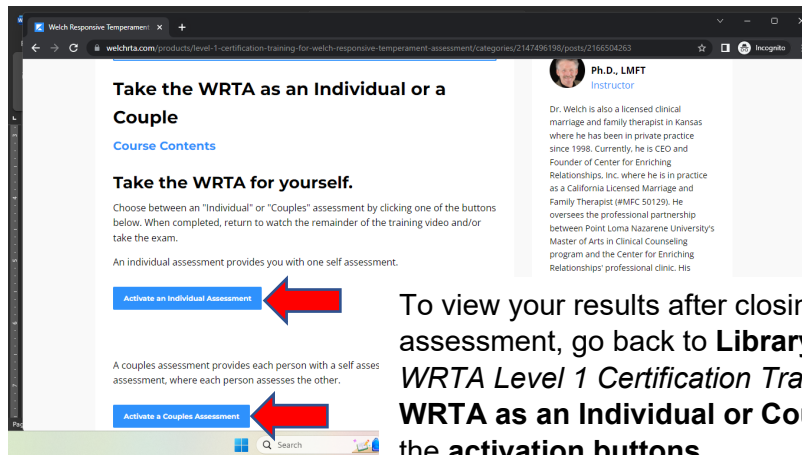
Click **Begin**. Answer all questions thinking of yourself at home, NOT at work, while experiencing mild stress but not duress.



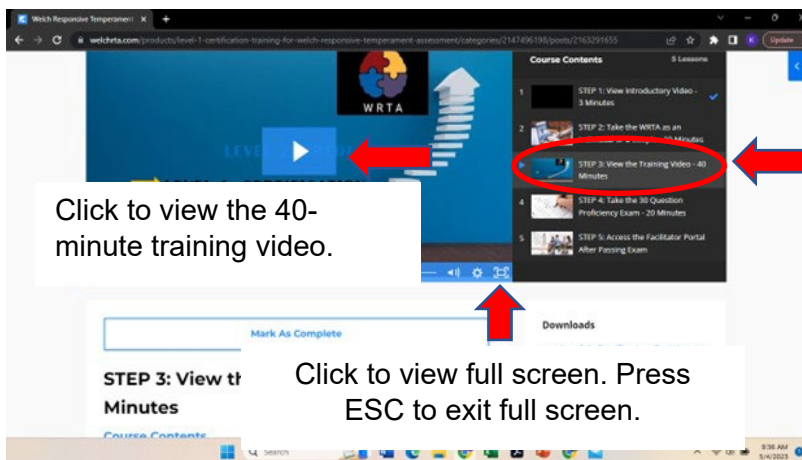
## Taking the WRTA Level 1 Certification Training



Click user account and **Back to Library** when finished.



To view your results after closing out of the assessment, go back to **Library**, click **Open** next to **WRTA Level 1 Certification Training**, click **Take the WRTA as an Individual or Couple**, and click one of the activation buttons.

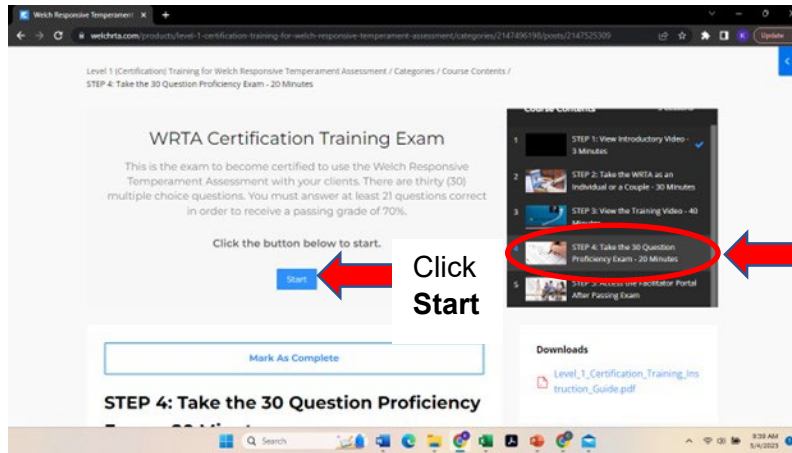


Click to view the 40-minute training video.

When done with WRTA, click **STEP 3: View the Training Video**

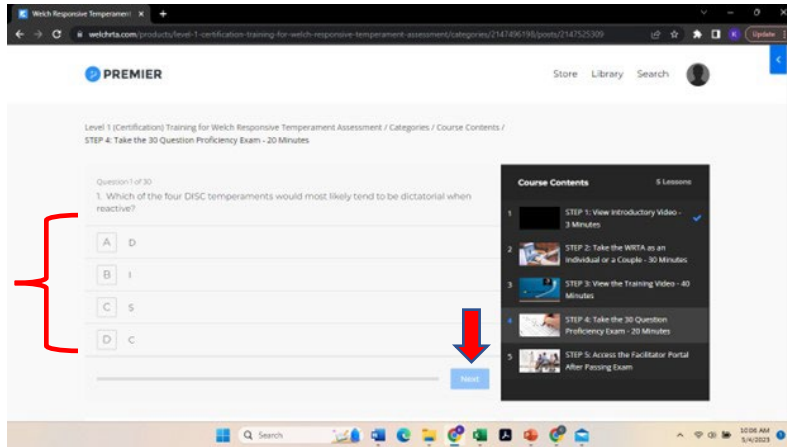
Click to view full screen. Press ESC to exit full screen.

## Taking the WRTA Level 1 Certification Training

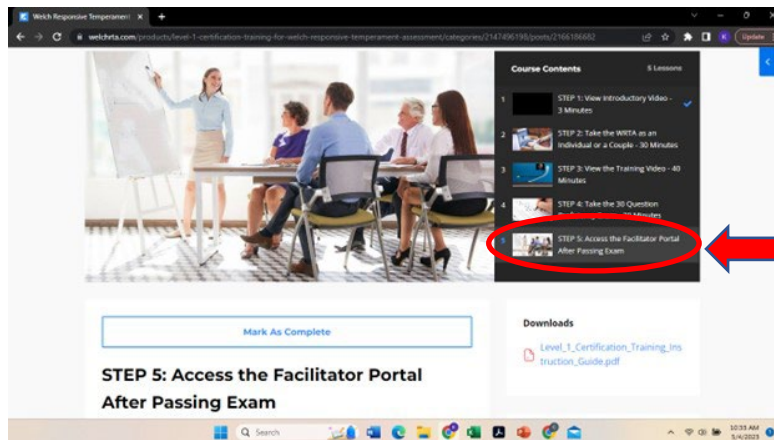


After finishing the training video, click **STEP 4: Take the 30 Question Proficiency Exam.**

Answer each question by clicking A, B, C, or D; then click **Next**.



6. You must answer at least 21 of the 30 questions correctly to pass and become CERTIFIED. You can re-view the training video and take the exam as many times as necessary to pass the exam.
7. Once you pass the exam, you will be granted access to the WRTA Facilitator Portal Access product. Do the following:



Click **STEP 5: Access the Facilitator Portal After Passing Exam.**



## Taking the WRTA Level 1 Certification Training

Course Contents

- 1) Go To Library
- 2) Scroll down to find the WRTA Facilitator Portal Access product
- 3) Click **Open** next to it
- 4) View the 3 minute training video
- 5) Click **Access the WRTA Facilitator Portal**
- 6) Scroll down and click **Open Facilitator Portal**
- 7) Click **Create New Facilitator Group**
- 8) Enter requested information and click **Save Setting**
- 9) Provide your clients one of the two links below, also created, when you want them to take the WRTA:  
[WRTA For Individual](#)  
[WRTA For Couple](#)
- 10) You may also want to obtain the 148-page *Respor* with practical guidance and tools for increasing self-a relationships to use with clients/counselees as a supp click [HERE](#).

Instructor  
**Dr. Donald W. Welch**  
Ph.D., LMFT  
Instructor

Dr. Welch is also a licensed clinical marriage and family therapist in Kansas where he has been in private practice since 1998. Currently, he is CEO and Founder of Center for Resvichase

Scroll down to find instructions. Copy these links into emails to send to your clients, along with the facilitator code you will create, for them to purchase the WRTA and have results sent to you. These links are also provided in a follow-up email to you after passing the exam.

PREMIER

Store Library Search

Level 1 (Certification) Training for Welch Responsive Temperament Assessment / Categories / Course Contents / STEP 5: Access the Facilitator Portal After Passing Exam

Course Contents

- 1 STEP 1: View Introductory Video - 3 Minutes
- 2 STEP 2: Take the WRTA as an individual or a Couple - 30 Minutes
- 3 STEP 3: View the Training Video - 40 Minutes
- 4 STEP 4: Take the 30 Question Proficiency Exam - 20 Minutes
- 5 STEP 5: Access the Facilitator Portal After Passing Exam

Click  
Library

Level 1 (Certification) Training for Welch Responsive Temperament Assessment

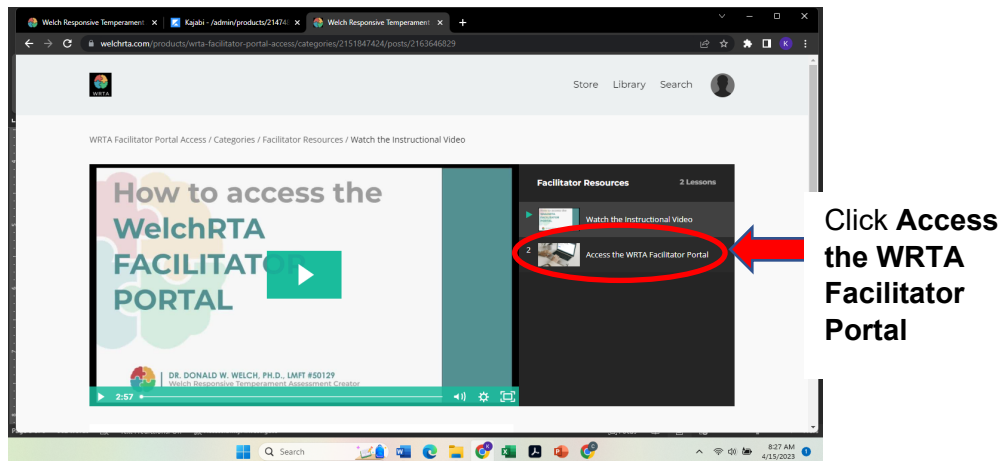
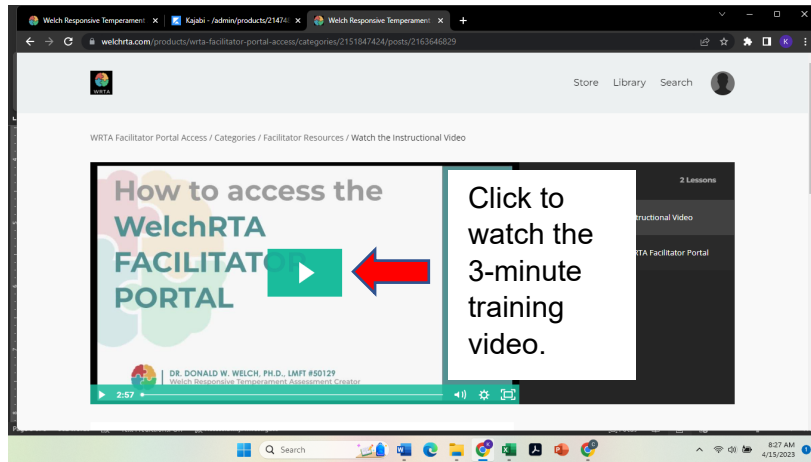
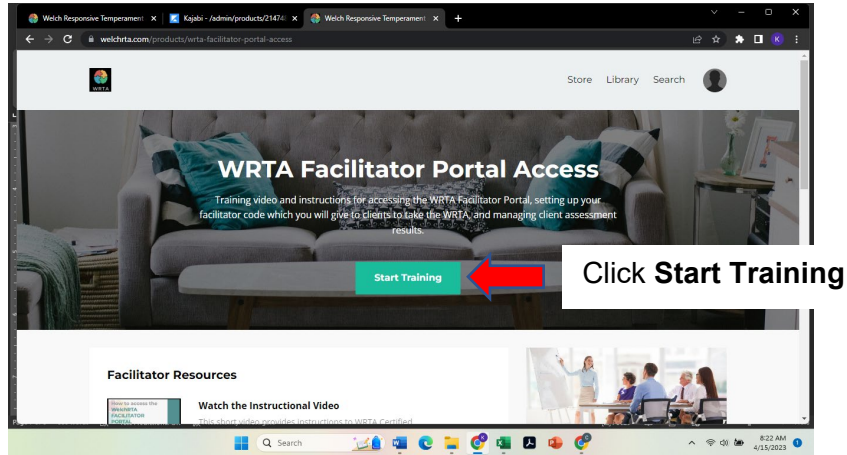
40 minute video provides training for mental health practitioners on the basic framework and elements of the Welch Responsive Temperament Assessment for use with their clients. Viewers will also take the Welch Responsive Temperament Assessment for themselves and complete a 30 question exam to dem...

WRTA Facilitator Portal Access

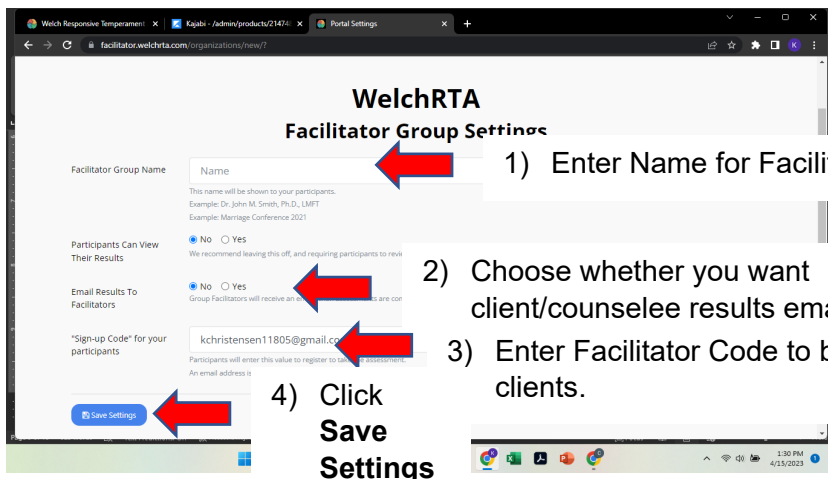
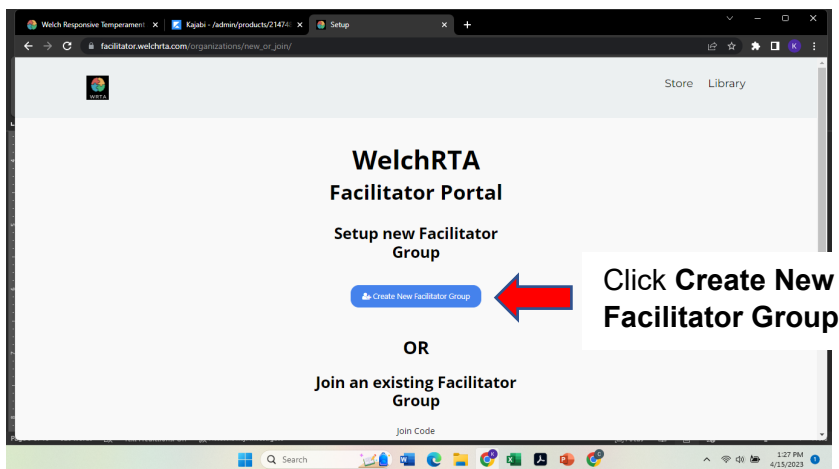
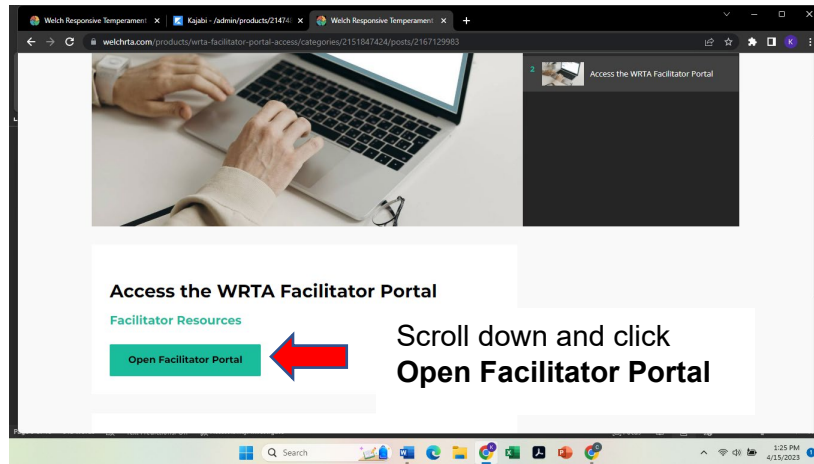
Training video and instructions for accessing the WRTA Facilitator Portal, setting up your facilitator code which you will give to clients to take the WRTA, and managing client assessment results.

Scroll down and click **Open** next to WRTA Facilitator Portal Access

## Taking the WRTA Level 1 Certification Training



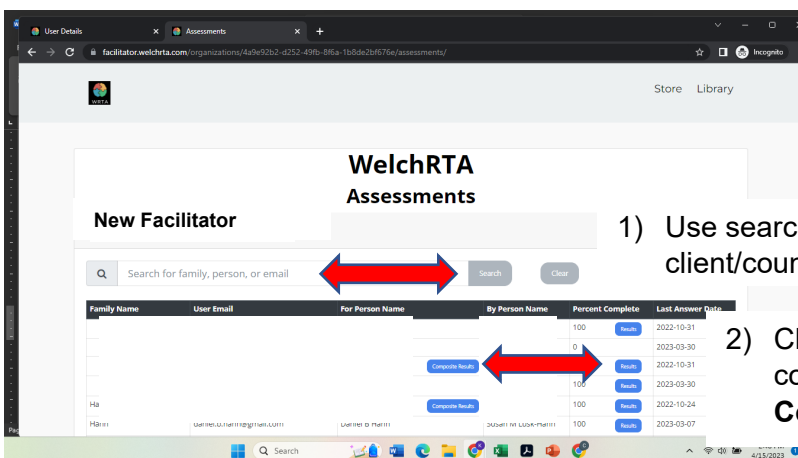
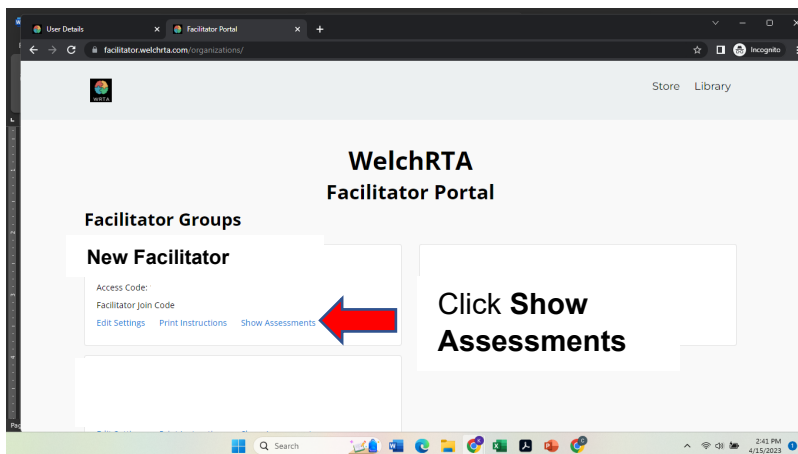
## Taking the WRTA Level 1 Certification Training



8. Provide your clients one of the following links, along with the facilitator code you created, to purchase and take the WRTA:
  - a. [WRTA For Individual](#)

## Taking the WRTA Level 1 Certification Training

- b. [WRTA For Couple](#)
9. To access your clients' WRTA results:
- a. Go to [www.welchrta.com](http://www.welchrta.com) and login
  - b. Go to **Library** and click **Open** next to *WRTA Facilitator Portal Access*
  - c. Click **Open Facilitator Portal**
  - d. On the Facilitator Portal screen:



10. If you desire to be placed on the WRTA Proficient Practitioners List published on the Welch Family Therapy Institute website, click this [LINK](#), enter your information, and click **Submit**
11. A Certificate of Completion with one (1) CEU credit/hour, along with Next Step instructions, will be emailed to you within two (2) business days.

See Next Steps on Next Page

Taking the WRTA Level 1 Certification Training

**NEXT STEPS**

Some WRTA Certified Practitioners may want to continue learning how to apply the WRTA in a clinical setting by taking the advanced [Level 2 Credentialing Training](#) consisting of fifteen (15) videos totaling six (6) hours of instruction.

Some WRTA Certified Practitioners may desire to obtain the 148-page [Responsive Relationship Handbook](#) filled with practical guidance and tools for increasing self-awareness and improving relationships to use with clients/counselees as a supplement to the WRTA.